



## Standard Frameless Balustrades

CLEAN MODERN LINES FOR ANY APPLICATION

Frameless Balustrade systems feature sleek profiles that only frameless glass can provide, and come installed with handrails for safety and support.

Produced in 12mm toughened safety glass with polished edges, our standard Frameless Balustrade systems can be custom cut and shaped to accommodate challenging installation spaces, such as spiral staircases and multi-level balconies.

Handrails are typically stainless steel or timber, and can be designed to suit indoor and outdoor applications.

### FEATURES

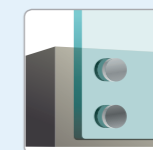
12mm Toughened safety glass

Polished edges


316 Marine grade stainless steel fixings

Decorative printed designs available


### AVAILABLE FIXING OPTIONS



PLANAR



STIRRUP



CHANNEL FIX